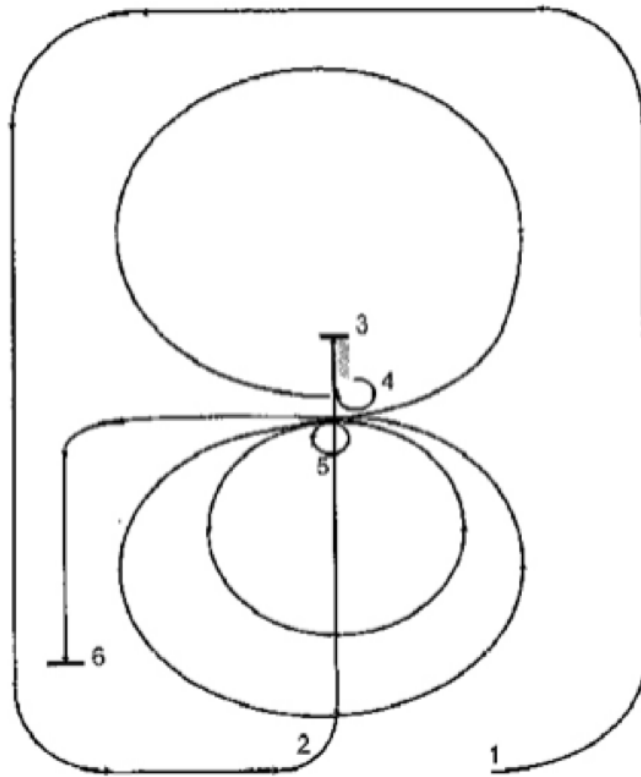


Miss Ozark Rodeo Association Horsemanship Pattern

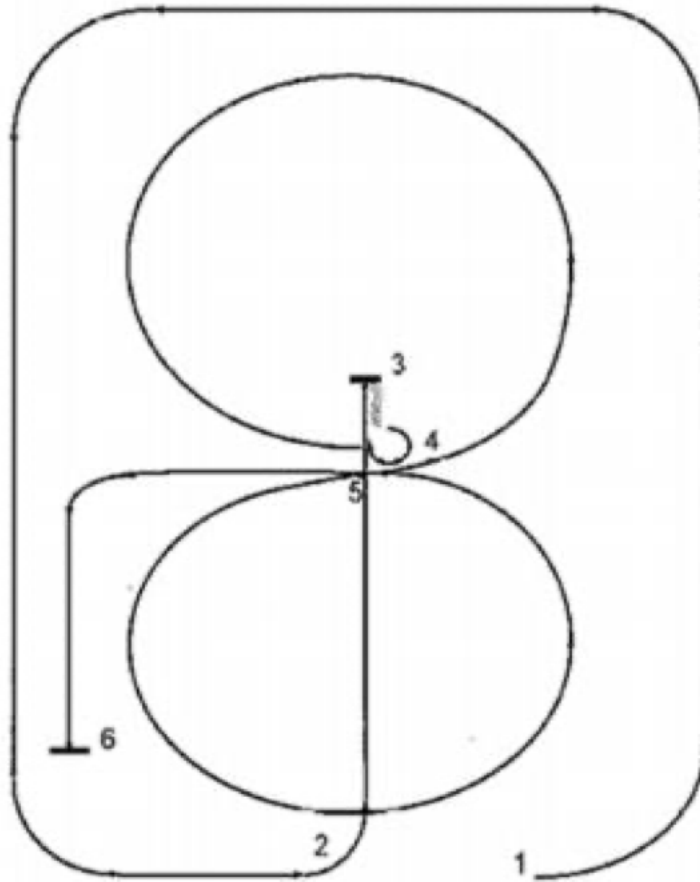
All Patterns will be executed as written, not drawn



1. Circle the arena, on the left lead, at an extended lope.
2. Guide left and lope down the center of the arena with moderate speed.
3. Pass the center of the arena, stop and back to the center.
4. Execute a $\frac{3}{4}$ turn to the right and lope a circle to the right with moderate speed.
5. Stop in the center, execute a 360 degree to the left. Lope a small circle to the left followed by a larger faster circle to the left. At the center of the arena, rate back to the slower speed and continue loping on the left lead toward the end of the arena.
6. Stop and pause to show completion of pattern.
7. Walk to judges and dismount for horsemanship interview.
8. The judges reserve the right to make alterations and/or additions to this pattern.

Miss Teen Ozark Rodeo Association Horsemanship Pattern

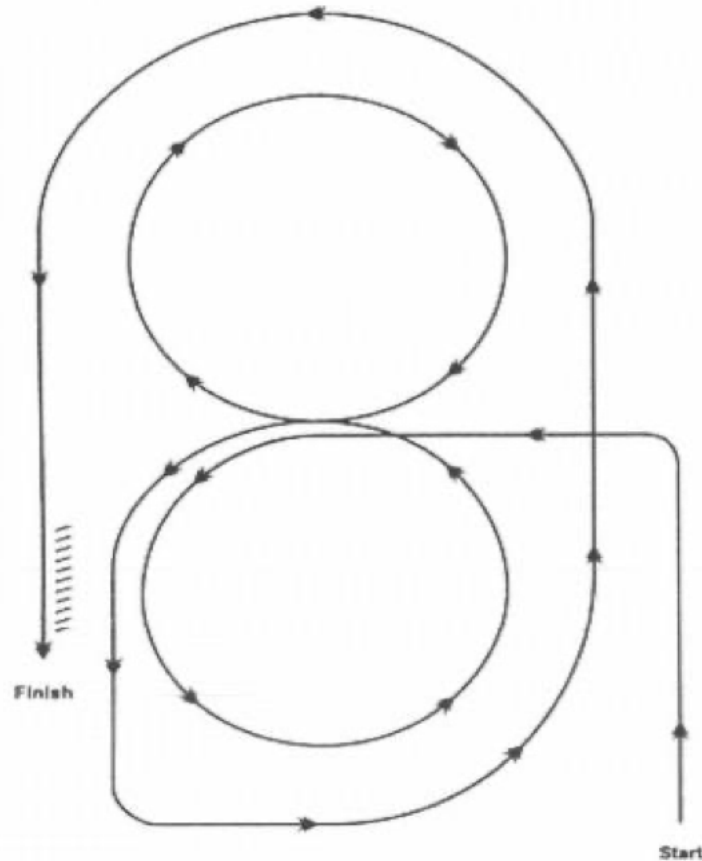
All Patterns will be executed as written, not drawn



1. Circle the arena, on the left lead, at an extended lope
2. Guide left and lope down the center of the arena with moderate speed
3. Pass the center of the arena, stop and back to the center
4. Execute a 3/4 turn to the right and lope a circle, to the right, with moderate speed
5. Change leads and lope a circle, to the left, with moderate speed. After completing the circle, continue loping on the left lead toward the end of the arena.
6. Stop and pause to show completion of pattern
7. Walk to judges and dismount for horsemanship interview.
8. The judges reserve the right to make alterations and/or additions to this pattern.

Jr Miss Ozark Rodeo Association Horsemanship Pattern

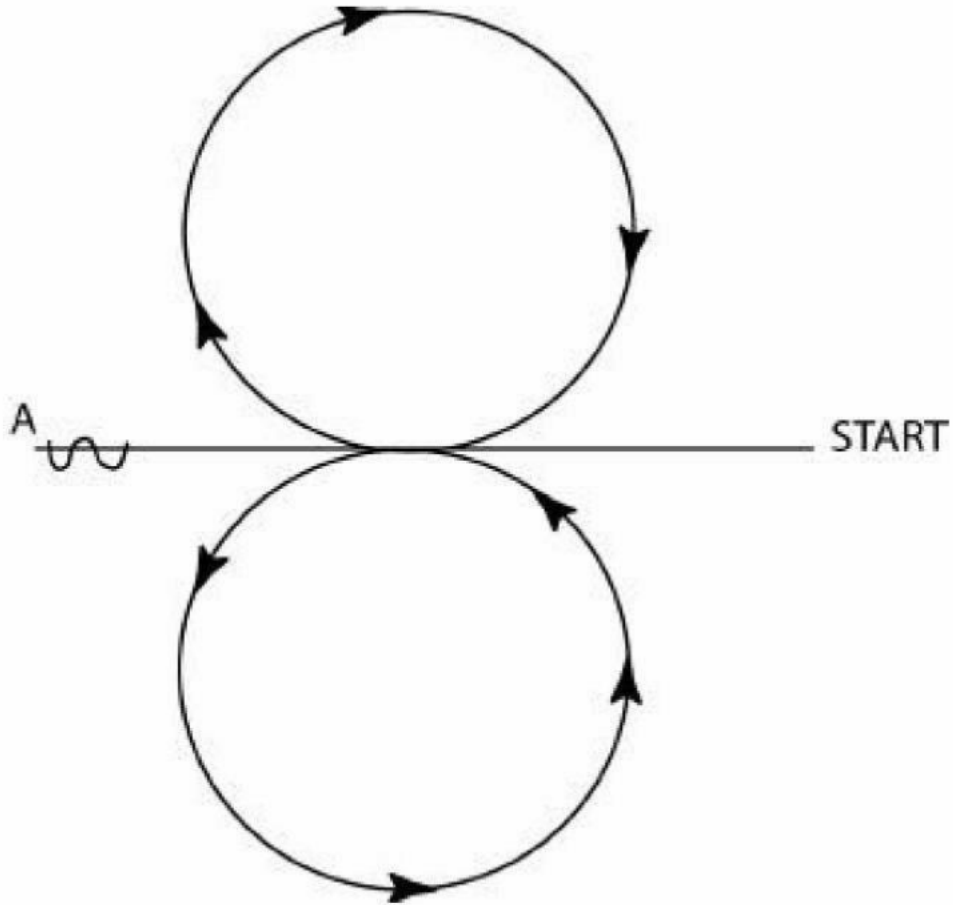
All Patterns will be executed as written, not drawn



1. Extended jog along the side of arena, then the center
2. Begin lope at center of arena and lope left circle on left lead
3. Change leads at center of arena and lope right circle on right lead
4. Change leads and continue loping around end of arena
5. Once on the straight, increase speed and continue around end of arena
6. Stop and back
7. Walk to judges for Horsemanship Interview. Do NOT dismount.
8. The Judges reserve the right to make alterations and/or additions to the pattern.

Little Miss Ozark Rodeo Association Horsemanship Pattern

All Patterns will be executed as written, not drawn



1. Walk to center to begin
2. Begin work to the right and trot the circle.
3. Change leads and lope left circle.
4. Stop at A.
5. Back up.
6. Walk to judges for Horsemanship Interview. Do NOT dismount.
7. The Judges reserve the right to make alterations and/or additions to the pattern.